


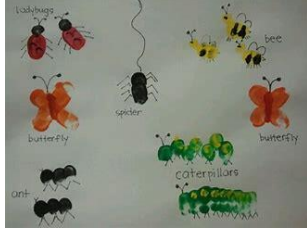


Please above all have fun with your child and remember that children learn best through play and repetition. Please remember to upload any photos and observations onto Tapestry.

Area of learning	Activity 1	Activity 2	Activity 3
Personal, Social and Emotional Development	This week we would like the children to play turn taking games to practise this very important skill. Can you find some turn taking games? Perhaps you could play snakes and ladders, a memory games like pairs, or a card games like snap. Orchard games like shopping are really lovely too.	Perhaps you could make up your own game for example if you hide the pieces of an inset puzzle in a bag and then take turns with a sibling to choose a piece from the bag to put in the puzzle. If the puzzle has a picture e.g. an animal or vehicle, encourage your child to make the sound and name the object.	Another fun turn taking activity is blowing bubbles and taking turns to blow or pop them! Have fun!
Physical Development	Can you to practise throwing and catching? Can the children throw and catch a large ball on their own or with a partner? Maybe you could count up to 10, taking turns to say each number as you throw the ball to each other.	Please continue to give the children opportunities to practise their cutting skills. Can they make a circle shape body (you could decorate a paper plate if you have one), and cut strips of paper to stick on as spider's legs. 	If you have old magazines or cards could your child cut out pictures from these to add to a collage?  Perhaps you could talk about the pictures they have selected or make up a story based on these.  If they enjoy cutting pictures out maybe they could group the pictures by colour and make a series of collages of just one colour each, or even a rainbow!
Communication and Language	To share the story of "The Very Busy Spider" by Eric Carle, <a href="https://www.youtube.com/watch?v=TfL0g-XRxnA">https://www.youtube.com/watch?v=TfL0g-XRxnA</a> Explain to the children that Eric Carle wrote the book, he is the author. He is also the illustrator because he also created the pictures. He wrote some really lovely books including The Very Hungry Caterpillar and The Very Quiet Cricket. <a href="https://www.youtube.com/watch?v=YdiGEjz5b0Q">https://www.youtube.com/watch?v=YdiGEjz5b0Q</a>	Can the children follow your instructions to make their own mask? 	Spiderman helps people, can the children think of anyone who helps and looks after them?  Encourage them to think of ways they could help and look after others, maybe a pet?  Encourage the children to talk about different body language and how it makes them feel.
Literacy	What is the first sound the children hear when we say Spiderman. Think of words or find objects beginning with the sound "s".	Alliteration is when words start with the same sound: For example, Sammy the slippery snake came sliding.	Perhaps you could try a tongue twister  "She sells, sea shells, on the sea shore"

Please above all have fun with your child and remember that children learn best through play and repetition. Please remember to upload any photos and observations onto Tapestry.

	<p>Practise writing the letter "s" (always start at the top) use your finger in the air then on the ground. You could have a go using a paintbrush and water on the ground.</p>	<p>Take a mixed group of objects perhaps some of the pictures cut from magazines and encourage your child to group these objects by their initial sounds. Perhaps you could invent super hero names for your family for example Marvellous Mummy or Daring Daddy.</p>	<p>"Red lorry, yellow lorry" How quickly can you repeat these tongue twisters? Good luck!</p>
<p>Mathematics</p>	<p>Look out for anything that is a triangle shape. Does it have any sides or angles?  "Guess what's in the box/bag". Place a range of shapes in a bag or box hidden from view. Ask your child questions about the hidden shape in the box "how many sides does it have?" "how many corners" etc. Once you have guessed the shape correctly swap over, and you choose a shape and your child has to ask you questions about it.</p>	<p>Discuss how many legs a spider has? How many legs do insects have? Perhaps you could have a game of beetles. Each player needs paper and pencil. Roll your dice, if you roll a :- 1 you can draw the beetles body 2 you can draw the beetles head 3 you can draw the beetles leg 4 you can draw the beetles antenna 5 you can draw the beetles eye 6 you can draw the beetles mouth</p>	<p>Play a shape hunt game, who can find the most shapes around the house or garden. When the child finds a shape encourage them to tell you if it is a triangle, circle or a square, how many sides or corners does it have?</p>
<p>Understanding of the World</p>	<p>You could create your own bug hotel, using natural objects you find these might include fir cones leaves or sticks. Perhaps you could decorate it with daisies. Maybe some bugs might move in! Remember to be very gentle with any creatures that you find.</p>	<p>Thinking of the nursery rhyme, Incy Wincy Spider, see if you can spot any spiders webs to observe.  Perhaps you could watch a time lapse video of a spider building his web <a href="https://www.youtube.com/watch?v=aTpZcm6NPEs">https://www.youtube.com/watch?v=aTpZcm6NPEs</a></p>	<p>To play I spy with the picture below. How many of each mini beast can you find? What can your child tell you about the minibeast? Perhaps they will spot that some have legs and others don't, some have wings, would they live under ground?</p>
<p>Expressive Arts and Design</p>	<p>From your observations, you could try to design your own spider webs. You could use sticks and wool to make a 3D web or you could make a flat picture on the ground or stuck to paper.</p>	<p>Perhaps you could make an egg box spider? They could use a section of an egg box, paint it black and add pipe cleaner legs/straw legs. Or a spider from a cardboard tube. </p> <p>If you have made a web perhaps your spider could sit on it.</p>	<p>You could use your imagination to create your own finger print bugs. </p>

Please above all have fun with your child and remember that children learn best through play and repetition. Please remember to upload any photos and observations onto Tapestry.

