



Year 2 Gade: Home Learning for the Week Beginning 27th April 2020

Hello everyone! I hope you are all well and enjoying the sunshine. I've loved seeing some of your pictures on Twitter, please keep uploading them so I can see what you've been up to.

Maths



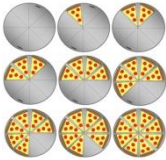
Keep up your amazing work on the My Maths - again I can see lots of 100% scores this week. Fantastic! There are different activities to complete for this week (www.mymaths.co.uk) all about fractions.

Continue to use the Timestable Rockstars website (www.trockstars.com) to continue learning your multiplication tables. If there is one table that you're struggling with, write them out in a list like this:

$0 \times 4 = 0$		0
$1 \times 4 = 4$	or write them like this:	4
$2 \times 4 = 8$		8
$3 \times 4 \dots$		12...

Use the list to keep re-reading and practising – say them as you walk up and down the stairs or as you're jumping around the house/garden. Ask your parents to test you too.

Fractions



How did you get on with the fraction booklet last week?

The numerator sits at the top, saying how many of the 'parts' we need.

The denominator sits underneath, telling us how many equal 'parts' the whole has to be divided/shared into.

Did you find $\frac{1}{3}$ of 12 (4), a third of 6 (2), a third of 21 (7).

Were you able to work out $\frac{1}{4}$ of a number by finding $\frac{1}{2}$ and then finding $\frac{1}{2}$ again?

I've attached the answer booklet for the fractions so you can see how well you did.

Take a look at the Oak National Academy lessons for maths this week. There is a revision of 2D and 3D shape, vertices, symmetry as well as a lesson about right angles I'd like you to try.


<https://www.thenational.academy/online-classroom> Click 'subject', then 'year 2', finally 'maths'.



Maths Problem solving:

Have a go at these challenges:

Snakes and ladders



Your counter is on 9.

You roll a 1 to 6 dice.

After two moves you land on 16.

Find all the different ways you can do it.

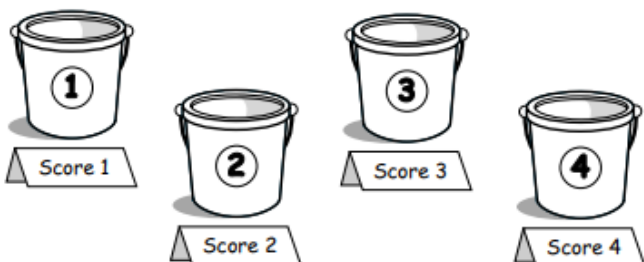
Now think of other questions you could ask.

Bean-bag buckets

Dan threw 3 bean-bags.

Each bag went in a bucket.

More than one bag can go in a bucket.



1. What is the highest score Dan can get?
2. Find three ways to score 6.
3. Find three ways to score 9.
4. What other scores can Dan get?



English

Pie Corbett is an author and poet. He also works with teachers to create writing packs. One of his colleagues, Emma Caulfield, has created a unit of work for Year 2 pupils called, "The Magical Box". I've attached it to this work – read the story with your parents and have a go at drawing some pictures of the box and what you think might be lurking inside. There is also some work on apostrophes – have a go, see what you can do!

Phonics

Please keep practising your phonic sounds. Use YouTube to watch some Daily Read Write Inc videos.

https://www.youtube.com/playlist?list=PLDe74j1F52zQ24vACH9z4zO53N_JCYISl

Have a look at the phase you are working in and then take a look at the other phases too.

Spelling

I forgot to attach the common exception words for Year One and Two – sorry! Please keep practising them, learning the words you are finding tricky, and then writing them into sentences. Check your sentences are punctuated accurately. Perhaps write a question, rather than a sentence, or have a go at writing an exclamation or command!

Remember: **there** (here = location), **their** (i own something), **they're** = they are

Reading

<https://www.worldofdavidwalliams.com/elevenses-catch-up/>

Please visit this website and listen to David Walliams reading some of his stories to you. They are very funny!

Other Tasks/Challenges

The 23rd April is St George's Day. Can you find out the details of the story – what did George do to become the patron saint of England?

Perhaps you could create a dragon out of junk materials?



Can you remember the national emblem (flower) of England?

Do you recall the national flag of England (the flag of St George).

Can you create a picture using the images of St George, the English national flower and the national flag?



Let's get growing!

Carrot Tops: If you've had carrots for dinner (or a delicious snack), ask your parents if you can keep the carrot top. Put it in a saucer of water and put it on the window sill. Remember to keep topping up the water and watch it grow!

Create a grass head: Ask Mum for an old pair of tights and cut off the foot part (or an old sock). Fill the tights/sock with compost mixed with grass seed. Soak the filled sock in water and leave it somewhere warm to grow. This video gives you an idea of how to do it.

<https://www.youtube.com/watch?v=LguezfzXA00>

Apple pips: If you've eaten an apple (or an orange) collect the pips inside and pop them into a paper cup, or flower pot, of soil. Water regularly and see if you can grow a tree!

Twitter

Please follow Gade class on Twitter. Our class Twitter account is @Gade_WPA

Send me a picture of your growing plants or a picture of your dragon or St George picture on Twitter. I love to see what you've been up to – it was great to see Chelsey's many different activities and Leiala's pebbles.

Follow @WatersidePA too to find out what other people have been doing at school too.

I hope you are all keeping well and happy. Stay safe and we'll see everyone again soon!

Love

Mrs Mason