



Maths



I have seen some amazing scores on the My Maths website - congratulations, you've been working hard! There are more activities to complete for this week (www.mymaths.co.uk) including multiplication and division and your 10, 5 and 2 times tables.

Please use the Timestable Rockstars website (www.ttrockstars.com) to continue learning your multiplication tables. I've set you all a challenge on the website - can you beat my time or my score (I bet you can!)

Fractions



One whole object or number is called a 'whole' (a whole thing, a whole cake, a whole number etc). When it is cut into two equal pieces this is called 'halving'. You have cut, shared or divided the whole into half - two equal pieces. It is really important that the two pieces are equal (same size and same value).

The half symbol is this: $\frac{1}{2}$

The number at the bottom is called a 'denominator' - it tells you how many equal pieces you've shared your whole into.

The number at the top is called the 'numerator' - it tells you how many of the equal pieces you have.

To cut something into quarters means you have cut it into 4 equal pieces.

The quarter symbol looks like this: $\frac{1}{4}$

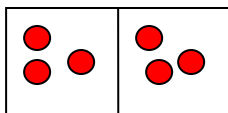
Have a go at the attached booklet, "Year 2 Learning From Home Maths Activity Booklet". If you can, print it off and follow the instructions. If you don't have a printer, talk about it with your parents - can you work out the answers together?

A way of finding half or quarter of a number is to share it equally (dividing).

To find half of a number, draw a box with 2 parts:
Then divide the number equally between the 2 parts of the box:




example: Find half of 6



How much is in each half? 3. So half of 6 is 3.

To find quarters, do exactly the same as above but draw a box with 4 parts:
Share your number equally around the 4 parts of the shape (the 4 quarters).



Practise finding half and quarter of objects and amounts - collect pebbles and find half or quarter of them.
What do you think a third is? $\frac{1}{3}$ Find a third of 12, a third of 6, a third of 21.




Maths Problem solving:

Have a go at these challenges:

Gob-stopper

Jade bought a gob-stopper.
It cost 6p.



She paid for it exactly.
Which coins did she use?

There are 5 different ways to do it.
Find as many as you can.

What if the gob-stopper cost 7p?

Pick a pair

Choose from these numbers.



1. Pick a pair of numbers.
Add them together.
Write the numbers and the answer.

Pick a different pair of numbers.
Write the numbers and the answer.

Keep doing it.
How many different answers can you get?

2. Now take one number from the other.
How many different answers can you get now?



English

Last time, I sent you activities to do with conjunctions, nouns (common and proper) and adjectives. I also asked you to have a go at writing a poem about the River Chess as well as writing a description of an object using personification.

This week, write a diary of one lovely thing that happened each day. I know sometimes it is hard to find something lovely if you've been stuck inside for a while, but have a look around and see if you can see something lovely, or did someone do something really kind for you? Here's my diary:

Monday: We had a lovely barbeque today in the garden. The lovely sun was shining, we had lovely burgers and sausages and we got to sit on the lovely deckchairs.

Tuesday: I went for a walk with Archie and I saw a lovely tree that was fully laden with lovely pink blossom. I think it was a cherry tree.

Wednesday: Today I tidied my bookshelf. I found lots of lovely books that I haven't read for a long time so I had a lovely time looking through them. I also think my bookcase looked lovely and tidy once I'd finished.

What's wrong with my diary? Do you notice anything that starts to sound a bit strange? What could I do to edit and improve my writing? Did I use enough adjectives to make my writing interesting? Could I change my word choices so that I don't keep repeating myself. What similar words (synonyms) could I use instead of the word I keep repeating?

Phonics

Please keep practising your phonic sounds. Use YouTube to watch some Daily Read Write Inc videos.

https://www.youtube.com/playlist?list=PLDe74j1F52zQ24vACH9z4zO53N_JCYISl

Have a look at the phase you are working in and then take a look at the other phases too.

Spelling

I have attached all the common exception words for Year One and Two. Please keep practising them, learning the words you are finding tricky, and then writing them into sentences. Check your sentences are punctuated accurately. Perhaps write a question, rather than a sentence, or have a go at writing an exclamation or command!

Remember: here = there, where

their = i looks like a little person, so this **their** is used when you're saying something owns/has something.

Handwriting

Please keep practising your handwriting, trying out some 'out-flicks' so that you are beginning to join your letters. Check your letters are accurate though – we don't want to create any bad habits!

c o a d g q e s f / r n m h b p k / l i t u y / x v w z

Reading

Read, read, read - read signs along the road, read your cereal packet, read recipes for baking.

Keep checking out the audible stories and see what books they have on offer.

<https://stories.audible.com/start-listen>



Other Tasks/Challenges

1) **Painting pebbles.**

You may have seen some pretty pebbles that people have left when you have been out for a walk. Collect a smooth pebble and paint it – leave it out on your next walk to make someone smile.



2) **Bake a cake**

Using your fraction knowledge, can you bake a cake and cut it into fractions so that you share the cake equally? Or perhaps make a batch of cupcakes – what is one quarter of all the cakes you've baked?

3) **Tidy something**

Look at my tidy bookcase. What could you tidy? Send me a picture of your tidied area on Twitter so that I can see how fantastic it looks.



4) **Play "Open Your Window" Bingo**

I've attached a Bingo activity created by the Museum of Zoology. How many butterflies, birds, plants or other minibeasts can you mark off on the bingo card?



Open Your Window Bingo!



Twitter

Please follow Gade class on Twitter. Our class Twitter account is @Gade_WPA

I posted some pictures a few weeks ago showing my paper boat sinking once it was overloaded with coins. Send me your pictures too, either of your tidy area, your paper boats or your painted pebbles. You may like to send me photographs of something else you've been up to too. Follow @WatersidePA to find out what other people have been doing at school too.

I hope you are all keeping well and happy. Stay safe and we'll see everyone again soon!

Love

Mrs Mason