



# Reception Home Learning Week Beginning 1<sup>st</sup> June 2020



Please above all have fun with your child and remember that children learn best through play and repetition. Please upload your photos and observations onto Tapestry.

## Phonics/ Read Write Inc.


1. Please practise your child's flashcards in their green zip wallet.
2. Say a sound and ask your child to write it.
3. Select some sounds for your child to make words with. Say a word and ask your child to find the letters to make the words. See sounds and possible words in the grid below.
4. Say a word and ask you child to hold up that many fingers (e.g. say cat and ask your child to hold up three Fred fingers). Then repeat the word (e.g. cat) and ask your child to pinch the sounds, they will pinch a finger as they say each sound (e.g. c-a-t). Lastly ask your child to write the word. Show your child how to write the word and give your child the opportunity to tick any letters they got right or fix their word so that it looks like yours. Repeat with 3-4 words from the words in the grid below.
5. Hold a sentence - (see daily sentence suggestions in the grid below)
  - a. Say the sentence/phrase and ask your child to repeat it back to you
  - b. Repeat this until your child can remember the whole sentence
  - c. Show your child how to write the sentence on a piece of paper
  - d. Hide the sentence and ask your child to have a go at writing the sentence on a different piece of paper
  - e. Show your sentence again and ask your child to check if their sentence looks the same. If their sentence doesn't look the same your child can change their sentence until it matches, this is a good time to talk to your child about any sounds or words they might have missed.

Day	Sounds	Words	Sentence/ caption
Monday	s, t, r, o, p, a, m, n, d, f, l, i, ck, e	strop, stamp, stand, flick, spend	<b>I</b> can stand on a log.
Tuesday	c, r, a, m, p, t, u, s, n, ch, l, e	cramp, tramp, crust, crunch, slept	<b>She</b> slept in <b>the</b> pig pen.
Wednesday	p, o, ck, e, t, a, r, j, s, i, ng	pocket, packet, rocket, jacket, spring	<b>I</b> put a ball in <b>my</b> pocket.
Thursday	g, i, v, e, n, r, o, b, l, m, c, s, p, t	given, robin, lemon, crisp, crept	<b>The</b> robin <b>was</b> on a twig.
Friday	d, r, e, n, ch, s, t, a, p, b, l, i, ng	drench, strap, trend, blend, string	<b>He</b> had string in his hand.

# Reception Home Learning Week Beginning 1<sup>st</sup> June 2020

Please above all have fun with your child and remember that children learn best through play and repetition. Please upload your photos and observations onto Tapestry.

Circle the pictures that begin with the sound 'ch'.



Can you draw a picture of something that begins with 'ch'?

Circle the pictures that begin with the sound 'sh'.



Can you draw a picture of something that begins with 'sh'?

# Reception Home Learning Week Beginning 1<sup>st</sup> June 2020

Please above all have fun with your child and remember that children learn best through play and repetition. Please upload your photos and observations onto Tapestry.


Circle the pictures that begin with the sound 'th'.



Can you draw a picture of something that begins with 'th'?

---

Circle the pictures that end with the sound 'ng'.



Can you draw a picture of something that ends with 'ng'?

Please above all have fun with your child and remember that children learn best through play and repetition. Please upload your photos and observations onto Tapestry.

## Reading

Blend these letter sounds to read the words.

Draw a line to the matching picture.

bang

shell

bath

chip





## Reception Home Learning Week Beginning 1<sup>st</sup> June 2020



Please above all have fun with your child and remember that children learn best through play and repetition. Please upload your photos and observations onto Tapestry.

Can your child read these 'Space' themed sentences?

The rocket is big.

The Sun is hot.

The rocket is fast.

The rocket is red.

Go in the ship.

Up, up, up you go.

Please above all have fun with your child and remember that children learn best through play and repetition. Please upload your photos and observations onto Tapestry.


## English

Last term the children thoroughly enjoyed our Julia Donaldson topic. We have decided to plan some home learning activities based around their favourite Julia Donaldson stories over the next few weeks. This week we will be focusing on 'Zog.'

If you don't have the Zog story at home you can watch the animation on BBC iPlayer

<https://www.bbc.co.uk/iplayer/episode/b0bwdw8y/zog>

Alternatively you can watch a reading of the story on You Tube <https://www.youtube.com/watch?v=Svv6K19rjzs>

	<b>Monday</b>	What skills did Zog have to learn at dragon school? Write a list of all the skills. Title your list 'How to become a dragon...'
	<b>Tuesday</b>	In the story, the princess dreams of being something else when she grows up. Can you write a dream for yourself about what you want to be when you grow up? What do you want to be? Why?
	<b>Wednesday</b>	Imagine you were flying on the back of Zog. What would you see when you were flying in the air? Where would you choose to go? Draw a picture to show you on the back on Zog going on an adventure.
	<b>Thursday</b>	Imagine you have arrived at your chosen destination after going for a ride on Zog's back. Write a postcard to tell your family what it is like where you are.
	<b>Friday</b>	Zog's 'super power' is being able to fly. If you could have a super power what would it be? Why?

Please above all have fun with your child and remember that children learn best through play and repetition. Please upload your photos and observations onto Tapestry.

## Maths

Below are some printable Maths activity ideas.

Count the objects. What is 1 more?





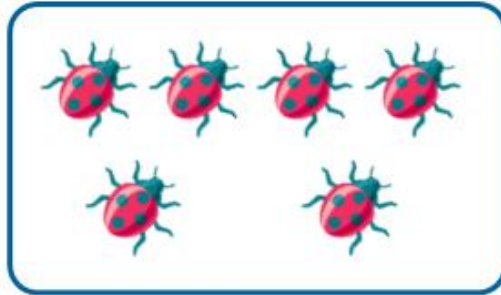




# Reception Home Learning Week Beginning 1<sup>st</sup> June 2020

Please above all have fun with your child and remember that children learn best through play and repetition. Please upload your photos and observations onto Tapestry.

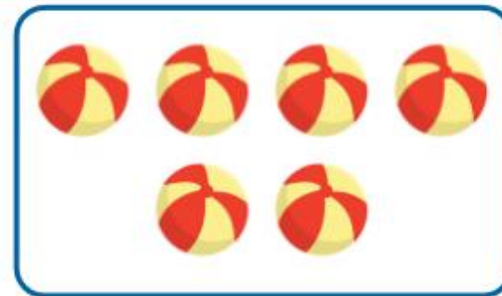
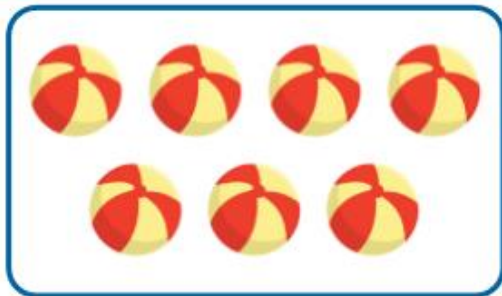
Tick the groups that have **more**.





Please above all have fun with your child and remember that children learn best through play and repetition. Please upload your photos and observations onto Tapestry.

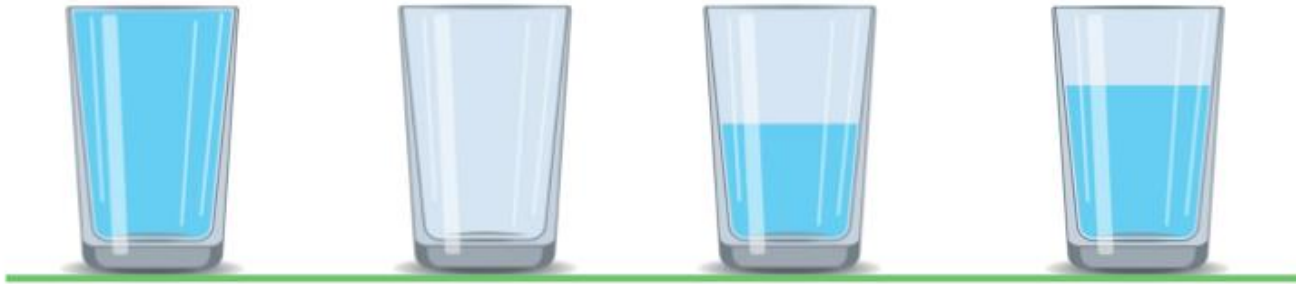
Tick the groups that have **fewer**.



# Reception Home Learning Week Beginning 1<sup>st</sup> June 2020

Please above all have fun with your child and remember that children learn best through play and repetition. Please upload your photos and observations onto Tapestry.

Cut out the labels and stick them below the correct picture.



--	--	--	--

empty

full

half full


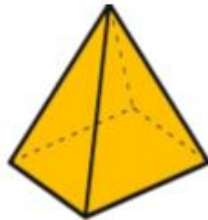
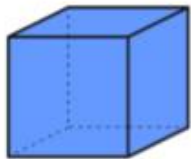
nearly  
full



Please above all have fun with your child and remember that children learn best through play and repetition. Please upload your photos and observations onto Tapestry.

Do you have any of these items in your home?


Draw a line to the matching 3D shape.









Please above all have fun with your child and remember that children learn best through play and repetition. Please upload your photos and observations onto Tapestry.

## Practical activity ideas:

**123**  
How many star jumps can you do in 30 seconds?  
  
Can you beat your record?  


  
Find **5** things that float and **5** that sink.  
  


  
Build a den.  
  


  
Play hide and seek.  
  
Where were you hiding?  


Encourage the use of positional language to explain the hiding places used in the game, e.g. *I was hiding under the table.*

  
Make a shaker.  
  


  
Share a memory.  
I remember when...  
  


  
Play a board game together.  
  


  
Make a cake with an adult.  
  
What did you do?  


Encourage the use of time related language. For example: *first, then next.* When tasting, talk about the smell, taste and texture.

Can you write your own recipe?