



Year 1 Ver Home Learning for the Week Beginning 27th April 2020

Phonics/Read Write Inc.

To continue supporting the children at home, Read Write Inc. are posting **daily** videos on YouTube. In these videos, there is a trained Read Write Inc. teacher delivering a phonics lesson for the children to follow along with. Please make sure that you are still watching these daily videos for the correct set of sounds that your child is learning. There will be a new sound published each day per set so please ensure that they are doing this every day and continue this for the foreseeable future. If you search Read Write Inc on youtube, the daily video should become available.

Also attached to this document are 3 new work sheets where the children can practise their sounds. These sounds are 'or', 'ou' and 'oo'. For each word, please ensure the children find the 'Special Friends', 'Fred Talk' the word and then say the word.

Continue to play these Fred games around the house. Examples of games are below:

- 'Fred talk eye-spy', e.g. I spy with my little eye a 'h' 'ou' 'se'. Your child should then say 'house'.
- 'Fred Says' (like Simon Says) e.g. Put your hands on your 'h' 'ea' 'd'. Your child should then say 'head' and put their hands on their head!
- 'Fred word hunt' choose a word with a sound that you have learnt in it. For example, for the sound 'ay' you might choose the word 'play'. Write each sound that makes up the word on separate pieces of paper, so 'p', 'l' and "ay" would be written on separate pieces of paper. Hide these pieces of paper around the house. Then give the children clues to where you have hidden the bits of paper using Fred Talk. E.g. the first sound is underneath the 'ch' 'air', and the children will say 'chair' and go to search underneath the chair for the first sound. Repeat this until they have found all of the sounds to complete the word! You can do this with as many words as you like, using the sounds that the children have been learning.

And here is a new Fred game for this week!

- Collect 3-4 objects from around your house. Gather these in front of you and let the children see the items. Then, cover them all with a tea-towel or something similar. While the objects are hidden, take one away and hide it. Next, show the children the objects again and see if they can guess which item you took away while they were covered. When guessing the item they think has been taken away, the children should use Fred-talk e.g. "You have taken the s p oo n". Repeat this several times taking away the different items each time!

Also continue to use Fred talk around the house, e.g. it's time for 'l' 'u' 'n' 'ch' (lunch).

If you need further support in understanding phonics and Fred Talk please go to ruthmiskin.com and click on the parent resources tab. Here you will find videos that will show you how to say the sounds and will teach you about phonics.

Reading

Follow this link to listen to 'The Lighthouse Keeper's Lunch' by Ronda and David Armitage:

<https://www.youtube.com/watch?v=46wCRq50Wwg>



Also, ensure that your child reads their two books from Oxford Owl this week. The link to the website is below.

<https://home.oxfordowl.co.uk/books/free-ebooks/>

Please make sure that your child is reading the correct book for their group. The books for this week are listed here:

If you are in Red group, please read 'Fat Frog' and 'Sun hat fun'

If you are in Green group, please read 'The get fit club' and 'Rag the rat'.

If you are in Pink group, please read 'Greedy Tiger' and 'Baboons'.

If you are in Orange group, please read 'Jam tarts' and 'A pet tortoise'.

If you are in Yellow group, please read 'What can baby do' and 'A hungry fox'.

If you are in Blue group, please read 'At the seaside' and 'How to make a peach treat'.

If you are in Grey group, please read 'Clothes' and 'Mythical monsters'

Writing & Craft

This week, we would like you to write a list of all the things you would put in the basket if you were making the lighthouse keepers yummy lunch. What would you put in the sandwiches? What drink would you give him? You can put as many things in the lunch as you like. You can also draw the lunch or make the lunch if you have the ingredients. For an extra crafty challenge, you can try making your own lighthouse out of recycled materials like a toilet or kitchen-roll tube, or a plastic bottle. Examples of these are attached. Please share these with us on twitter! (The link to listen to The Lighthouse Keeper's Lunch can be found in the reading section).

Please also practise your letter formation this week.

Maths

Five new tasks have now been set via MyMaths and they will be available until Sunday 10th May. These tasks are: 'Division introduction', 'Introducing 2D shapes', 'Introducing 3D shapes', 'Multiplication introduction', and 'Position, direction and movement'.

The children will be able to watch videos on MyMaths that teach them the skills needed to complete the tasks.

Please also continue to practise number formation.

Topic

Thank you to those who shared your shadow drawing with us on Twitter, we hope you enjoyed it! This week, we would like the children to explore their senses. Follow this link to watch a video that explains the five senses:

<https://www.youtube.com/watch?v=q1xNuU7gaAQ>

In your home, search for at least one thing you can hear, one thing you can taste, one thing you can touch, one thing you can see and one thing you can smell. You can write these down, draw them, photograph them (and share on twitter) or just have a conversation about them.

Obstacle course challenge!

This week, we would like you to try making your very own obstacle course! You can use anything that you have around your house to make this. You can time yourself doing your course and try to beat your time.



WATERSIDE PRIMARY ACADEMY

Plus, for an extra challenge, you need to get your wellies on! Fill the wellies with water, then do your obstacle course with the wellies on. The person who has the most water left in their wellies at the end of the obstacle course wins. If you try this, we would love to see a video on twitter!

Twitter

Please follow our Year 1 Ver class on Twitter. Our class Twitter account is @ver_wpa

You are welcome to post pictures and leave comments to let us know what the children are up to and how they are getting on with their learning and we will respond as much as possible.





Speed Sounds Set 2

or



or

Practise reading

sort

short

horse

sport


fork

snort



Speed Sounds Set 2

ou



Practise reading

out

shout

loud


mouth

round

found

Speed Sounds Set 2


oo



ELEPHANTS

poo at the zoo

2. too, zoo, mood, fool, pool, stool,
moon, spoon



Practise reading

too

zoo

food

pool

moon

spoon