








Reception Home Learning Ideas

Area of learning	Activity 1	Activity 2	Activity 3	Activity 4	Activity 5
Reading	Choose a book (story or reading book) pick a word and write it on a piece of paper. Have a race to see who can find it first on that page. Is the word on any other pages in the book?	Find a word in a book and see how many words you can think of which rhyme with it. Parent/ carer to model writing some of the words and encourage your child to try and write some of the words themselves, using their phonic knowledge.	Play I spy with the pictures in a book (remember to use the pure letter sound and not the letter name). I spy with my little eye something beginning with 's'. Parents can watch the RWI video to help with pronouncing the sounds correctly if they are unsure.	Write some key phrases/ simple sentences from the story on strips of paper. Can your child read the key phrases/ simple sentences and put them in the correct order.	Tell a story together using my turn, your turn. Adult-Once upon a time there was Child..... Adult- He lived in Child.... Adult-One day he decided to Child...
Writing	Write a shopping list. Go through your cupboards and fridges and ask your child to write a list of the items that you need to buy from the shops.	Ask your children to write letters to family members or friends they cannot see at the moment and tell them you will post them. Remind your child of 'red words' (tricky words) and to use their phonics to sound out words. Encourage your child to sit their letters on the line, use finger spaces between words, use a capital letter for a name or beginning of a sentence and finish a sentence with a full stop.	Decorating the alphabet - Give your child a letter from the alphabet to write down (say the pure letter sound). Can they draw pictures of objects beginning with that sound? Can they write labels to go with their pictures?	Café role play - ask your child to take your lunchtime order. Can they write down everything you would like using their phonic knowledge? I would like... A hotdog with ketchup Some crisps an ice cream... Note: Expect to see phonetically plausible writing attempts such as Sum crisps, An ighs kreem.	Sorting initial sounds - Have 3 sounds in three separate piles s, t, p (for example) Can your child write 2-3 words which start with each sound and put them in the correct pile? e.g. sun, sock, sand, sit, tap, top, tin, pan, pit, pop. How many objects can your child find around the house for each sound? Challenge - use 'special friends' (sh, th, ch, qu, ng, nk) e.g. can you think of a word that has the sound 'ch' in it? E.g. chip, chop, chin.

Reception Home Learning Ideas

Area of learning	Activity 1	Activity 2	Activity 3	Activity 4	Activity 5
Maths	<p>Number hunt Hide numbers from 1-20 around the house. Can your child order the numbers from smallest to largest?</p>	<p>Repeating patterns Use any toy (construction materials/ animals/ loose parts) and create a repeating pattern. Remember a repeating pattern can be colours, shapes, actions, different sizes, etc. <u>Example:</u> red, yellow, blue, red, yellow ... Large, medium, small, large... 1,7,4,1,7,4,1,7.... Clap, stomp, click, clap, stomp...</p>	<p>Matching numeral to quantity - cut out some shapes (e.g. hearts/ eggs/ butterfly shapes) and then cut each shape in half using different zigzags/ lines/ squiggles. Then write a number on one side and draw the corresponding number of spots/ objects on the other. Can they complete their puzzle?</p>	<p>Time related vocabulary</p> <ul style="list-style-type: none"> - Ask your child "What day of the week it is? What is today's date? What was the date yesterday? What month is it? What is the weather like? What season is it?" - Write a routine with your child so they are hearing different times, e.g. At 8:30 breakfast time we will... Then at 9:00 we will... At lunchtime 11:30 we will.. 	<p>Number playing cards - make number sentences, play snap, sort the cards according to colour/ suit/ number, sequence the cards in order and backwards.</p>  
Physical - Fine motor skills	<p>Threading</p> <ul style="list-style-type: none"> • Beads on pipe cleaners/string/ ribbon. • Pasta necklaces • Spaghetti pasta and beads • Threading pipe cleaners/ straws through a colander. 	<p>Painting with cotton buds</p> 	<p>Complete a small piece puzzle</p> 	<p>Weaving - Cut different coloured card into strips and demonstrate how to thread the paper under, over and under again through the slits.</p> 	<p>Make a pom pom marble run</p> 

Reception Home Learning Ideas

Area of learning	Activity 1	Activity 2	Activity 3	Activity 4	Activity 5
Physical	Let your children get themselves dressed	Help with chores/ housework including cooking. Talk about healthy foods and balanced diets.	Cutting skills - Draw patterns such as zig zags, curved lines and spirals on scrap paper for your child to cut out.	Go for a walk/ bike ride (following social distancing guidelines)	Get active in the garden - use what you have at home to keep active, trampolines, bikes, scooters, ball games. Create an obstacle course.
Expressive Art & Design	Make telescopes from empty kitchen rolls and see what you can spot out of your window	Build a city/town with construction materials and explain what each part does and what goes on there.	Draw/ create a rainbow picture and put it up at your window for everyone to see.	Junk modelling, collect old cartons/ boxes/ bottles and create things with them using masking tape and glue them decorate.	Collect some leaves or flowers from the garden and create a collage or necklace from them.
Understanding the World	To look at the past observations on tapestry with your child and encourage them to tell you what is happening in the photo. Upload what your child says about their observations in the comments box below the observation.	Create a map of a local or known area (e.g. park/ garden). Can your child give directions to follow their map?	Water outdoor plants and talk about what plants need.	Allow children time to access educational games and apps online/ on tablets. Let them explore how to operate different programmes. Can they take photos using a mobile phone/ tablet?	Take your child for a walk around your garden or the local park. What minibeasts can you find? Try looking under plant pots, stones, logs, and in bushes. Support your child to draw a picture and write about what they found. You could support your child to find out information about the mini-beasts they found using the internet or information books.